



# LEATHER & VINYL PROCESS INSTRUCTION SHEET

## ***MATERIALS:***

---

Pallet Knife Small  
Fibre Fill  
Velour Brush  
Underlayment Cloth  
Scissors  
Fibre Pens  
Tweezer  
Mixing Bowl  
Fibre Jar  
Velour Fibre Set  
Base Coat Adhesive  
Fibre Fader  
Top Coat Adhesive

## ***STEP ONE: ASSESS DAMAGE***

---

Ensure damage is repairable using SMART repair methods




## ***STEP TWO: SAND AND CLEAN THE AREA***

---



Ashford International Ltd. Unit 22 littleton House, Ashford Road,  
Ashford, Middlesex. TW15 1UU  
Tel: 01784 424720 Fax: 01784 229418  
E-mail: [info@intelligent-repairs.co.uk](mailto:info@intelligent-repairs.co.uk)  
Website: [www.intelligentrepairs.com](http://www.intelligentrepairs.com)





## ***STEP THREE: SELECT CRACK FILLER***

---



## ***STEP FOUR: APPLY CRACK FILLER***

---



## ***STEP FIVE: APPLY TEXTURE***

---




## ***STEP SIX: MATCH COLOUR***

---



## ***STEP SEVEN: MIX COLOUR***

---



Ashford International Ltd. Unit 22 littleton House, Ashford Road,  
Ashford, Middlesex. TW15 1UU  
Tel: 01784 424720 Fax: 01784 229418  
E-mail: [info@intelligent-repairs.co.uk](mailto:info@intelligent-repairs.co.uk)  
Website: [www.intelligentrepairs.com](http://www.intelligentrepairs.com)






## ***STEP EIGHT: APPLY COLOUR***

---



## ***STEP NINE: FINISHED REPAIR***

---



***NOTES...***

Ashford International Ltd. Unit 22 littleton House, Ashford Road,  
Ashford, Middlesex. TW15 1UU  
Tel: 01784 424720 Fax: 01784 229418  
E-mail: [info@intelligent-repairs.co.uk](mailto:info@intelligent-repairs.co.uk)  
Website: [www.intelligentrepairs.com](http://www.intelligentrepairs.com)

